



# Standard Specifications

## RS013N-A

1st ed. 26-Jul-19  
2nd ed. 24-Sep-19  
3rd ed. 03-Dec-19  
4th ed. 13-Oct-20

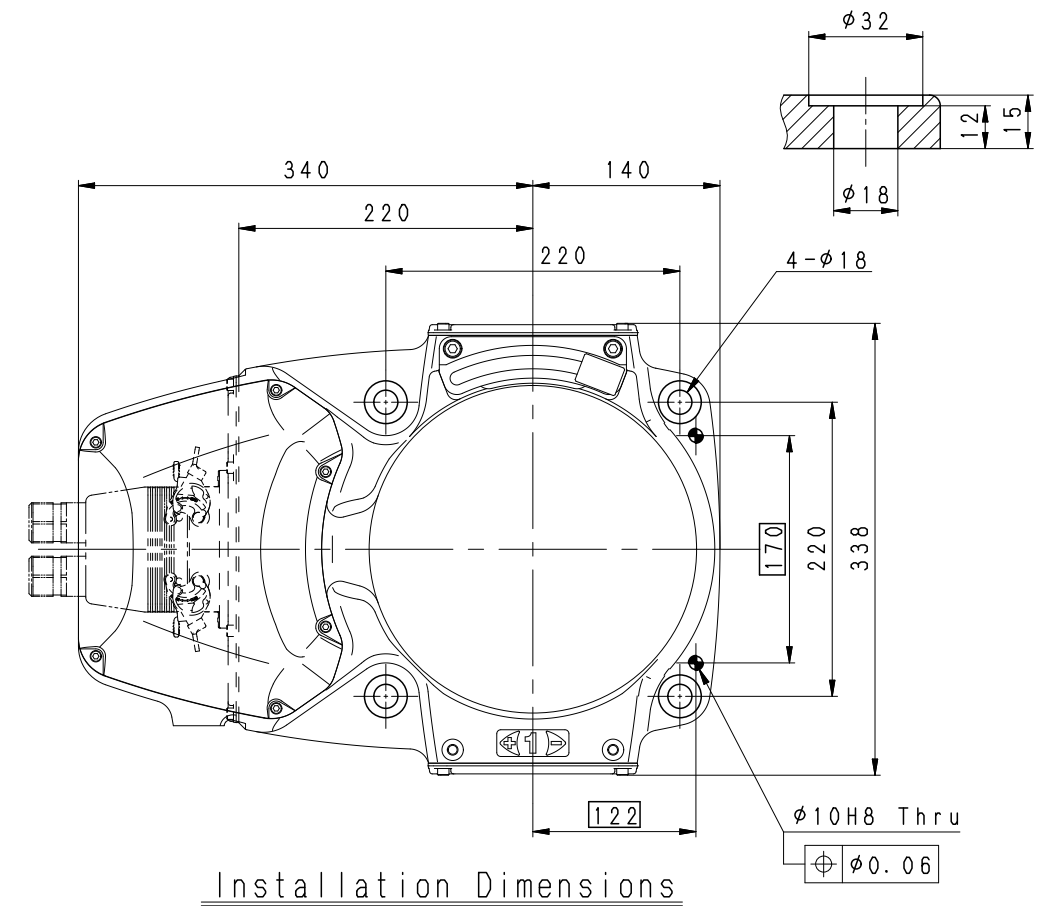
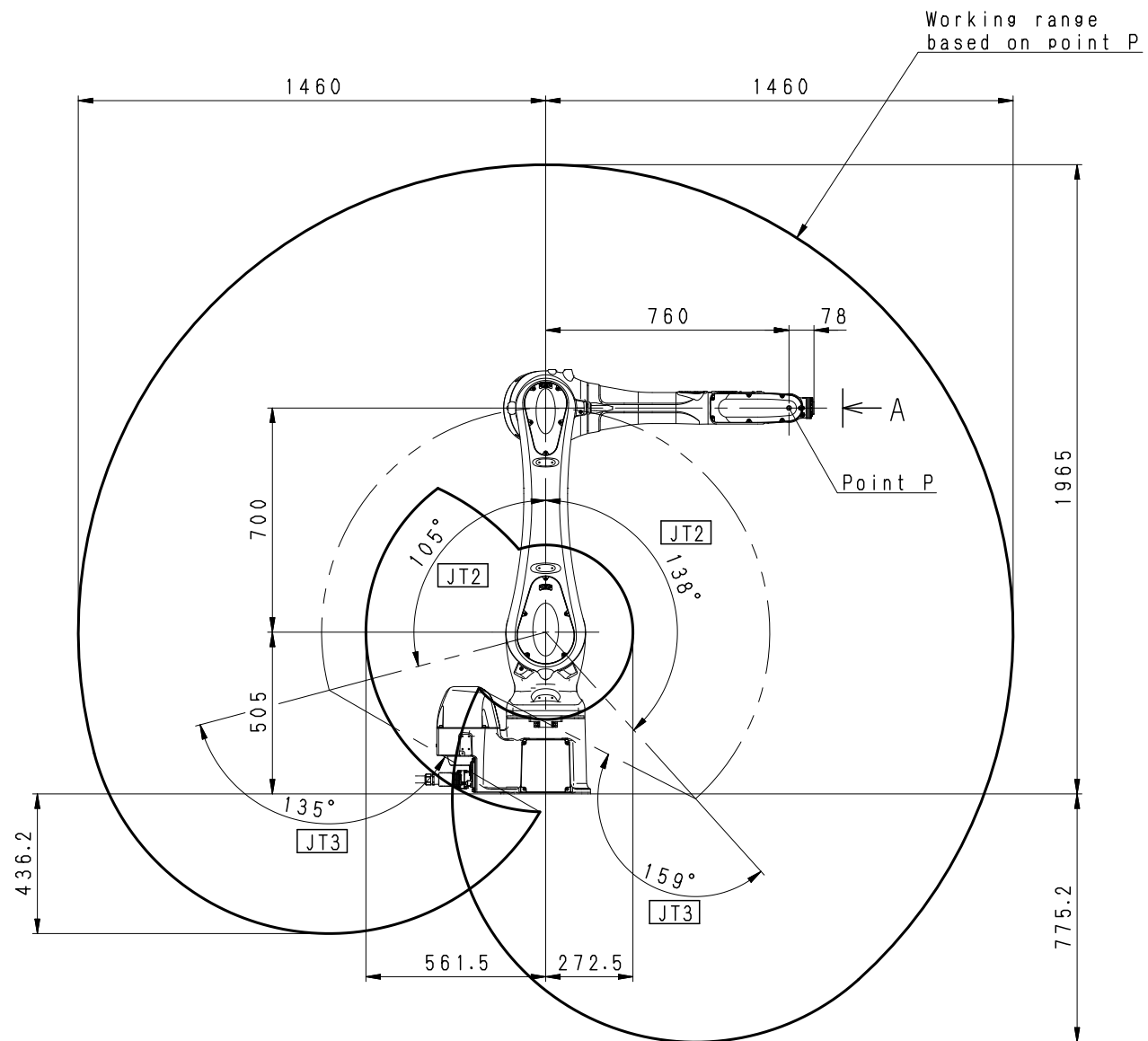
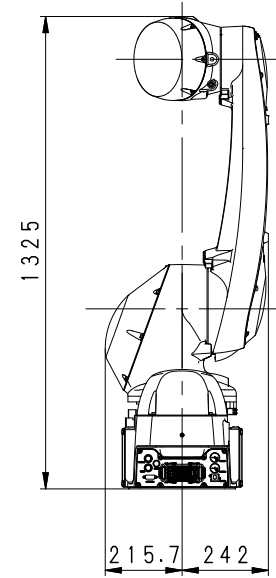
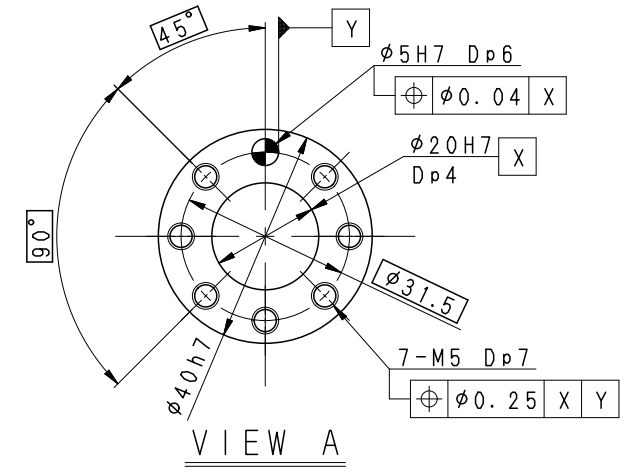
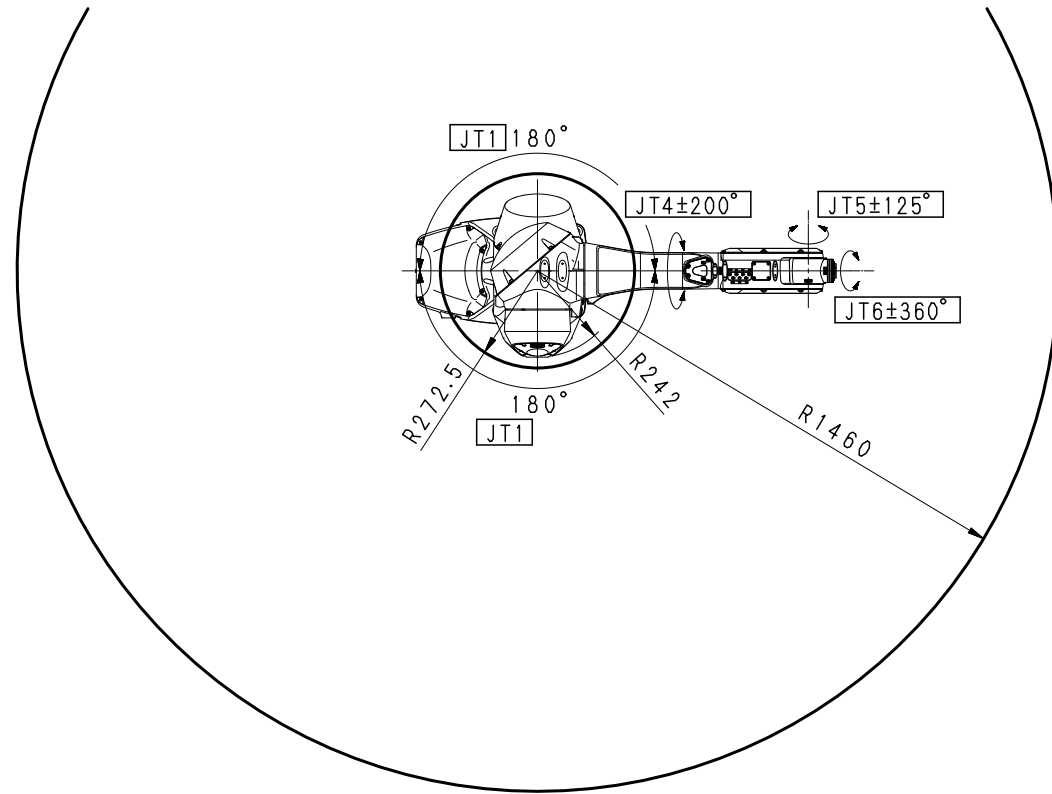
Kawasaki Heavy Industries, Ltd.  
Robot Business Division

Specification number : 90151-0316DED

## Robot specifications

1. Model	RS013N-A																						
2. Type	Articulated robot																						
3. Degree of freedom	6 axes																						
4. Max. payload	13 kg																						
5. Max. reach	1,460 mm																						
6. Position repeatability	±0.03 mm (wrist flange surface) conforms to ISO 9283																						
7. Axis specification	<table border="1"> <thead> <tr> <th>Operating axis</th> <th>Motion range</th> <th>Max. speed</th> </tr> </thead> <tbody> <tr> <td>Arm rotation (JT1)</td> <td>±180 °</td> <td>265 °/s</td> </tr> <tr> <td>Arm out-in (JT2)</td> <td>+138 ° - -105 °</td> <td>250 °/s</td> </tr> <tr> <td>Arm up-down (JT3)</td> <td>+135 ° - -159 °</td> <td>265 °/s</td> </tr> <tr> <td>Wrist swivel (JT4)</td> <td>±200 °</td> <td>475 °/s</td> </tr> <tr> <td>Wrist bend (JT5)</td> <td>±125 °</td> <td>475 °/s</td> </tr> <tr> <td>Wrist twist (JT6)</td> <td>±360 °</td> <td>730 °/s</td> </tr> </tbody> </table>		Operating axis	Motion range	Max. speed	Arm rotation (JT1)	±180 °	265 °/s	Arm out-in (JT2)	+138 ° - -105 °	250 °/s	Arm up-down (JT3)	+135 ° - -159 °	265 °/s	Wrist swivel (JT4)	±200 °	475 °/s	Wrist bend (JT5)	±125 °	475 °/s	Wrist twist (JT6)	±360 °	730 °/s
Operating axis	Motion range	Max. speed																					
Arm rotation (JT1)	±180 °	265 °/s																					
Arm out-in (JT2)	+138 ° - -105 °	250 °/s																					
Arm up-down (JT3)	+135 ° - -159 °	265 °/s																					
Wrist swivel (JT4)	±200 °	475 °/s																					
Wrist bend (JT5)	±125 °	475 °/s																					
Wrist twist (JT6)	±360 °	730 °/s																					
8. Load capacity of wrist	<table border="1"> <thead> <tr> <th></th> <th>Max. torque</th> <th>Moment of inertia*</th> </tr> </thead> <tbody> <tr> <td>JT4</td> <td>26 N·m</td> <td>0.9 kg·m<sup>2</sup></td> </tr> <tr> <td>JT5</td> <td>26 N·m</td> <td>0.9 kg·m<sup>2</sup></td> </tr> <tr> <td>JT6</td> <td>10 N·m</td> <td>0.3 kg·m<sup>2</sup></td> </tr> </tbody> </table> <p>Note* Each value in this table shows allowable moment of inertia of JT4/JT5/JT6 when max. allowed torque is applied to each axis. If more detailed data is required for your application, please contact Kawasaki.</p>			Max. torque	Moment of inertia*	JT4	26 N·m	0.9 kg·m <sup>2</sup>	JT5	26 N·m	0.9 kg·m <sup>2</sup>	JT6	10 N·m	0.3 kg·m <sup>2</sup>									
	Max. torque	Moment of inertia*																					
JT4	26 N·m	0.9 kg·m <sup>2</sup>																					
JT5	26 N·m	0.9 kg·m <sup>2</sup>																					
JT6	10 N·m	0.3 kg·m <sup>2</sup>																					
9. Mass	170 kg (without options)																						
10. Mounting	Floor mounting																						
11. Installation Environment	Ambient Temperature: 0 - 45 °C Relative Humidity: 35 - 85 % (with no dew condensation)																						
12. Color	Munsell 10GY9/1 equivalent																						
13. Degree of protection	Wrist: IP67 equivalent, Arm: IP67 equivalent																						
14. Built-in utilities	Pneumatic piping (φ8 × 1, φ6 × 1 line)																						
15. Options	<table border="1"> <tbody> <tr> <td>Sensor harness</td> <td>12 circuits, wired inside robot arm</td> </tr> <tr> <td>Solenoid valve</td> <td>Double solenoid / Single solenoid valves (3 units max.)</td> </tr> <tr> <td>Air cleaning</td> <td>Filter, Regulator, Mist separator</td> </tr> <tr> <td>Mechanical stopper</td> <td>Adjustable stopper JT1</td> </tr> <tr> <td>Color</td> <td></td> </tr> <tr> <td>Installation stand</td> <td>300 mm, 600 mm height</td> </tr> <tr> <td>Base plate</td> <td>750 mm × 750 mm</td> </tr> <tr> <td></td> <td></td> </tr> <tr> <td></td> <td></td> </tr> <tr> <td></td> <td></td> </tr> </tbody> </table>		Sensor harness	12 circuits, wired inside robot arm	Solenoid valve	Double solenoid / Single solenoid valves (3 units max.)	Air cleaning	Filter, Regulator, Mist separator	Mechanical stopper	Adjustable stopper JT1	Color		Installation stand	300 mm, 600 mm height	Base plate	750 mm × 750 mm							
Sensor harness	12 circuits, wired inside robot arm																						
Solenoid valve	Double solenoid / Single solenoid valves (3 units max.)																						
Air cleaning	Filter, Regulator, Mist separator																						
Mechanical stopper	Adjustable stopper JT1																						
Color																							
Installation stand	300 mm, 600 mm height																						
Base plate	750 mm × 750 mm																						

Consult Kawasaki about maintenance parts and spare parts.



RS013N-A  
WORKING RANGE